

After a large Earthquake Don't Flush!

The pipes that take your wastewater (wees and poos) away could be broken. Listen to the radio or visit WREMO.nz for updates.

For at least 30 days following an earthquake, you'll need to manage your own poos and wees.

OPTION 1

Do you have an outdoor area where you can dig **up to 1m*** deep hole?

The best solution for you will be to dig a long drop.
Things you'll need:



Spade



Soil or mulch



Soap/
disinfectant
for hand
washing



Water



Toilet
paper



Dig up to
1m deep,
30-40cm
wide



Away from
vegetable gardens
or neighbours
boundaries



Avoid waterways
such as streams
and rivers, as well
as ground water

OPTION 2

Do you have an outdoor area where you can dig a 50cm deep hole?

If you cannot dig deeper than 50cm in your garden you can use the two-bucket system. It is important you keep your wees separate from your poos as it will help keep the smell down and make it safer. Your poos will go in the hole you've dug. Make sure period products go in the bin.

Things you'll need:



Water




Soap/disinfectant
for hand washing



Gloves



Soil or mulch



Toilet paper

Bucket one (wees):

- Add 2-3cm of water to bucket before use
- Don't put toilet paper in this bucket
- Empty daily into an area of your garden or other green space (dilute with water first)



Bucket two (poos):


- Add layer of mulch to bucket before use
- After each use, add a handful of mulch to cover your poos
- Empty every 3 days into the hole you've dug
- Keep dry (reduce smell)
- Menstrual cups should be emptied in this bucket



OPTION 3

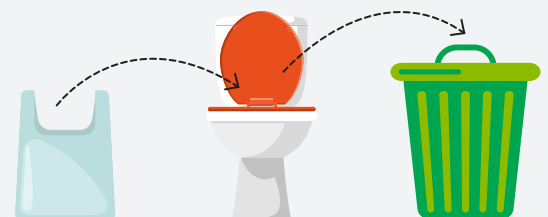
Do you have an outdoor green area where you cannot dig a hole?

You can use the two-bucket system as above, but you'll need to dispose of your poos differently. You'll need to dispose of your poos every 3 days into your outdoor bin.



If none of the above options are physically possible for you

This option should only be used for those with mobility impairments. As a last resort you may place a sturdy plastic bag in your toilet. The bag will need to be big enough to cover the bowl to avoid spillage. Place some dry material in the bag to soak up your wees and poos. When you need to dispose of the bag, tie the top and put it in your outdoor bin. Make sure you clean your hands thoroughly.



If these options aren't suitable for your needs, you can reach out to your local community emergency hub. Your neighbours might be able to help. Visit www.getprepared.nz to find your local community emergency hub.

* <https://bit.ly/33JTp3V>